

Devon and Cornwall Police Authority Full Authority Meeting

15 February 2006

Open for the purposes of FOI

Joint Report of ACC Operations and the Chief Constable

Violent Crime Performance

Recommendation(s):

- (i) **The Authority notes the contents of the report**

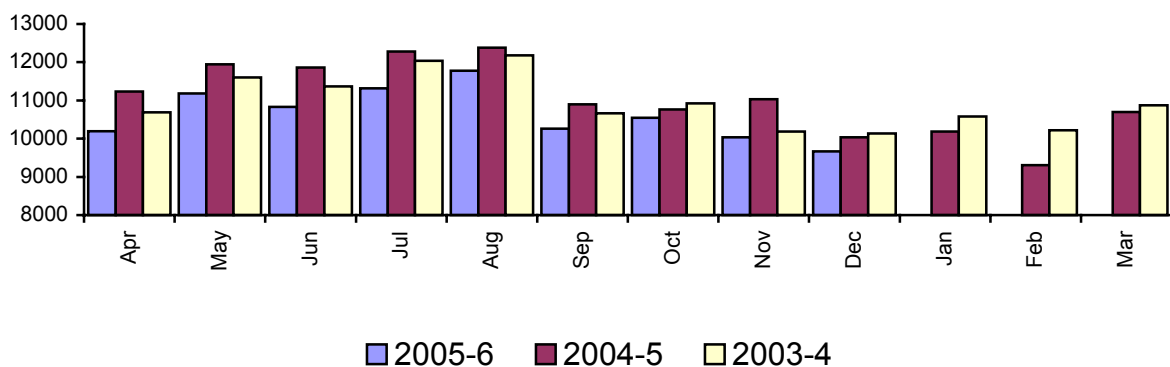
Introduction / Summary

1. This briefing gives an overview of current performance for violent crime (both crime levels and detection rates). Early in 2004/5 the Force experienced a large rise in violent crime. As a result a violent crime Gold group was set up to review performance, identify areas for improvement and to determine areas of best practice. Subsequent levels of crime have fallen. The violent crime Gold group has subsequently stopped, although monitoring of performance levels continues, and violent crime remains on the Force control strategy.

Background Information

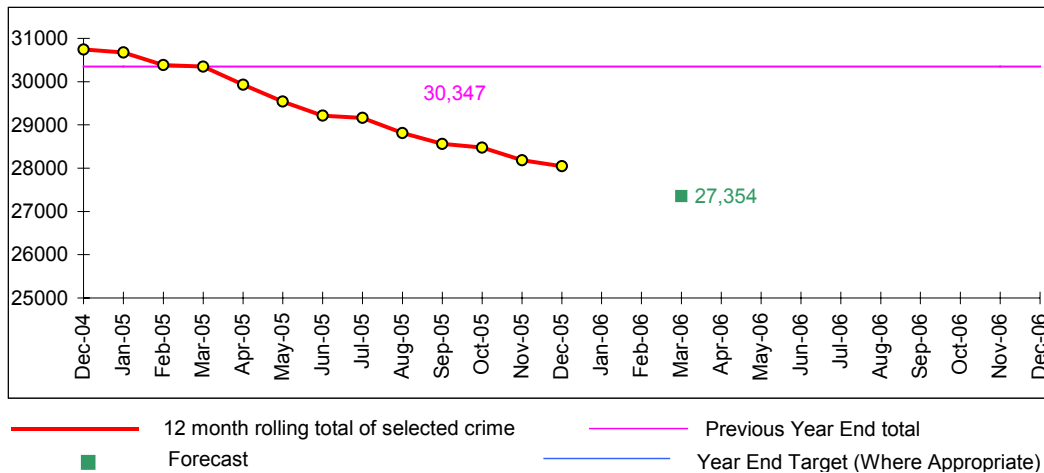
2. Crime Levels

The following chart shows the number of violent crimes monthly at Force level for the past few years. As can be seen in early 2004/5 a large increase in levels was recorded. Performance this year is improved, with monthly levels of violence lower each month compared to last year.



Year to date performance is a reduction of 9.7% (April to December 2005). The following chart shows the projection of violence levels to year end, and the continuing reducing levels of violence.

Select Area	Force
Select Crime Type	Total Violent Crime
Time Period Forecast Based On	6 Months
Forecast Forward	3 Months



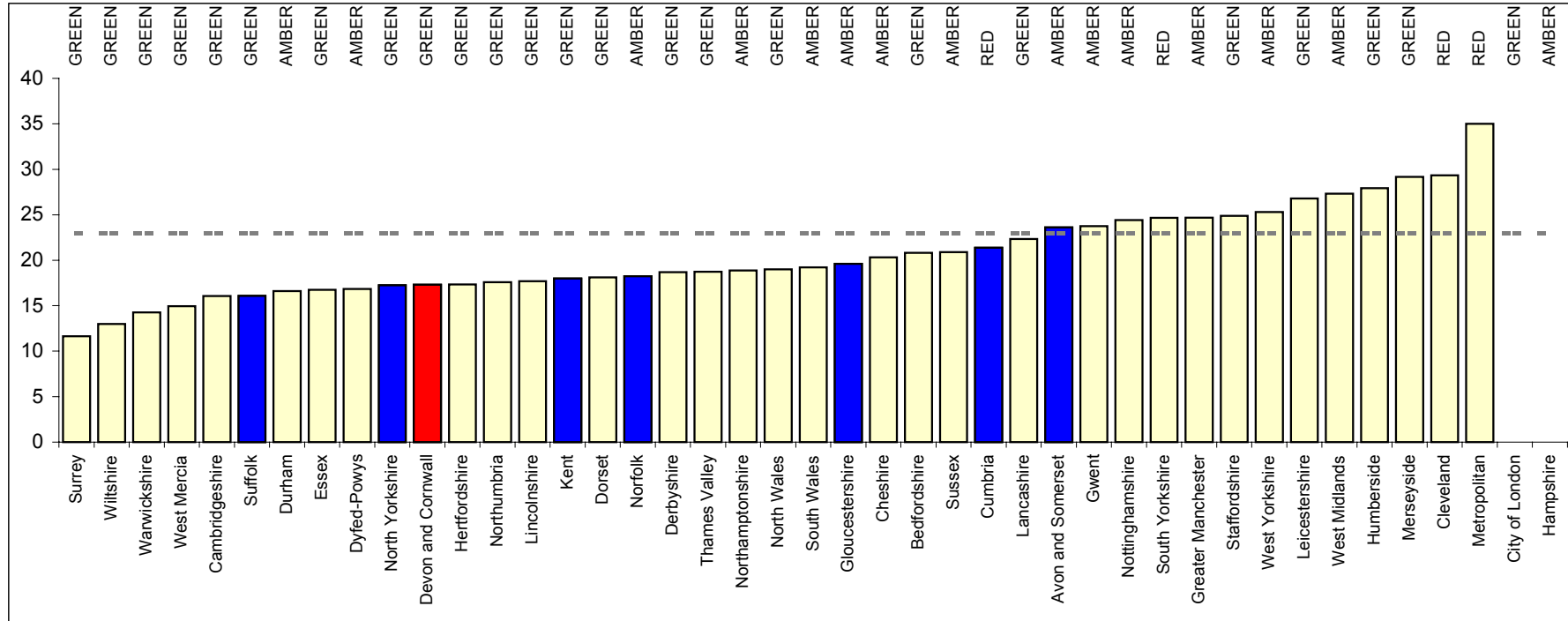
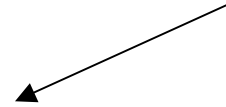
Finally, the chart on the following page shows national levels of violent crime per 1,000 population, taken from iQuanta. As can be seen, the level of violence is low nationally, with the force having the 4th largest reduction nationally in violence to date (and one of 14 Forces nationally recording a reduction in violent crime).

Splitting into types of violence, there have been 15 homicides to date (compared with 22 last year), serious assault has fallen by 10%, other assaults have fallen by 15%, sexual offences have fallen by 5%, robbery levels are stable, and other violence offences have fallen by 3%. Only harassment offences have risen (by 21%) although this is largely due to early intervention type tactics, whereby offenders are arrested early in the evening (with particular use of PNDs), to prevent more serious violence later in the evening.

CRIME PERFORMANCE

Select Crime Type	Violent Crime
Select if Year to Date Period	
Select if 12 Month Period	Nov-05
Rates or Percentage Change	Rate

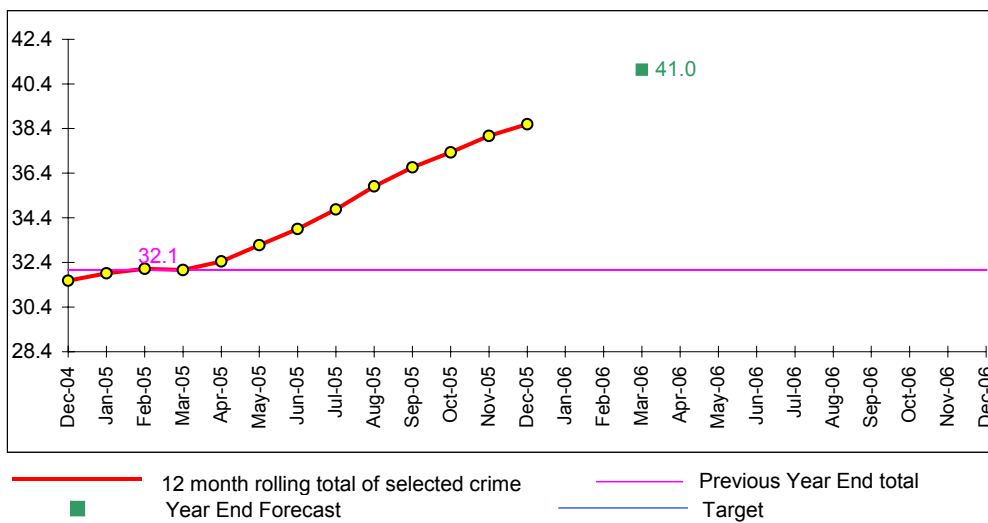
NCRS Compliance



3. Detection Rates

The April to December 2005 sanction detection rate is 40.1%. The following chart shows the trend in sanction detection and the year end forecast.

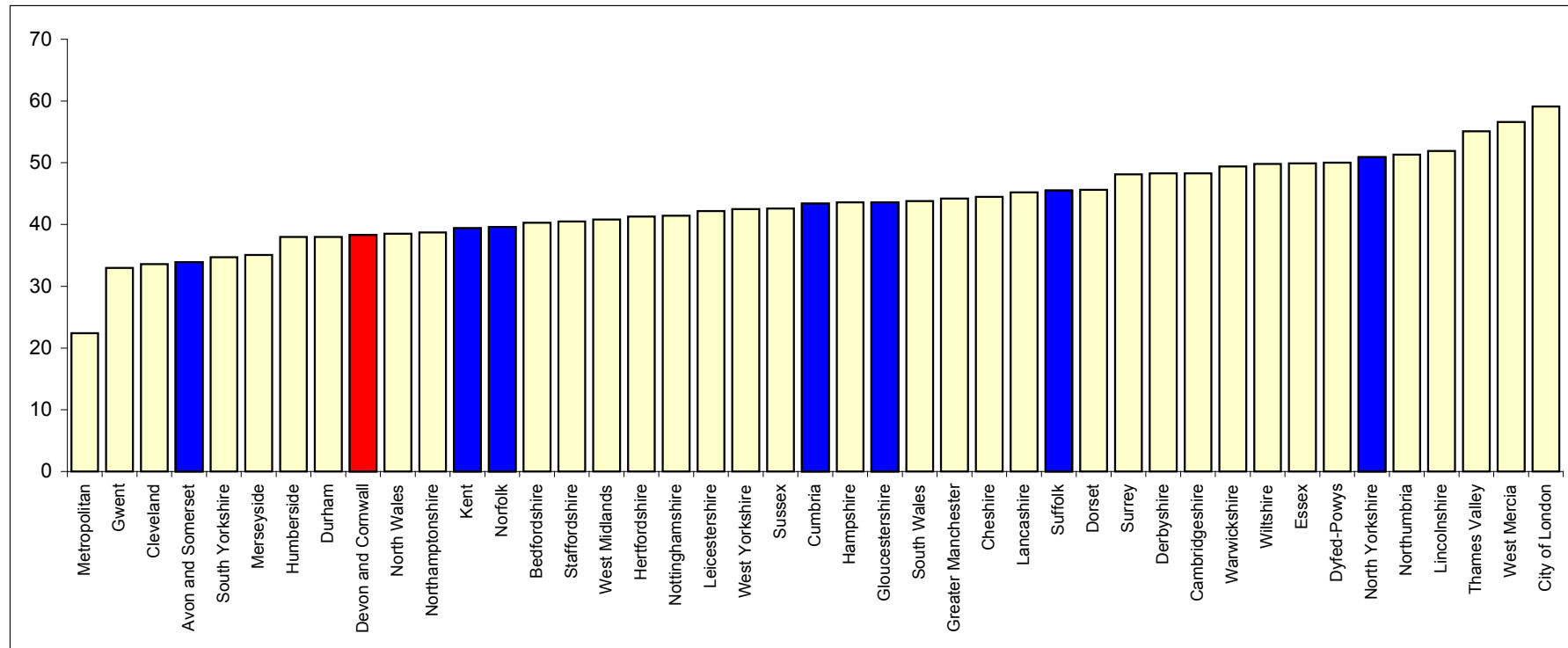
Select Area	Force
Select Crime Type	Total Violent Crime
Time Period Forecast Based On	6 Months
Number or Rate	Rate
Detection Type	Sanction
Forecast Forward	3 Months



Significant improvements have been made around sanction detections, including identification of best practice, improved management processes, communication and management of detections. However, further improvements are required (and possible) and should be seen through the PIP training, enhanced charging, improvement forensic use etc. Although performance is improving significantly these need to be maintained and continued to improve both family and national comparisons (as seen against national performance in the following chart).

DETECTION PERFORMANCE

Select Crime Type	Violent Crime
Select 12 Month End Period	Nov-05
Select Rate or Percent Point Change	Rate



CONCLUSIONS

4. Performance in early 2004/5 showed an increasing trend in levels of violence. As a consequence the Force has focused on reducing crime levels and improving detection rates, in particular 'sanction' detections. Our performance has improved significantly, with continuing reductions in violence, (against national trends), and improvements in 'sanction' detections.
5. Violent crime remains a priority within Force with BCU Control Strategies and performance under continuous review. Sanction detection rates are still being monitored and a further improvement in performance is anticipated as a result of changes introduced by 'Professionalising the Investigation Process' (P.I.P.) and 'Enhanced Charging'.
6. Whilst violent crime levels are reducing, the impact of extended licensing hours is yet to be measured. There is potential for violent crime to increase. The Force will, however, monitor this closely and are to conduct a detailed analysis of crime levels linked to licensed premises.

Contact: for further information
Richard Bullock
Force Performance Analyst
Telephone 01392 452812
E-mail richard.bullock@devonandcornwall.pnn.police.uk